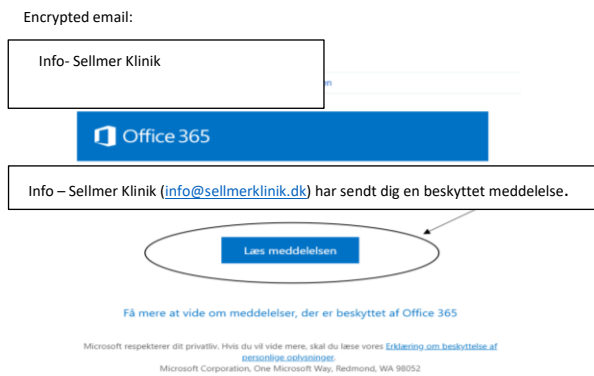


## How to open an encrypted email sent to by Sellmer Clinic

### 1. The encrypted email looks as follows:

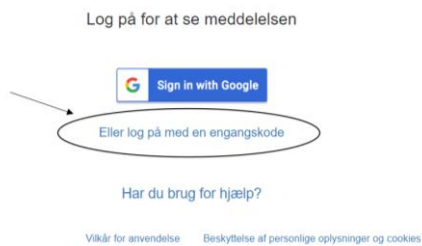


The emails text translates as follows:

[info@sellmerklinik.dk](mailto:info@sellmerklinik.dk) has sent you an encrypted email.

Click „Læs meddelelsen“ (=Read message)

### 2. A new page is now being opened and you must log in to read the message:



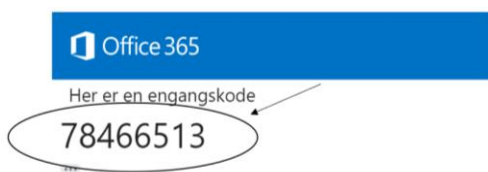
Gmail account, users can click „Sign in with Google“ and open the message. Other must click „Eller log på med en engangskode“ (= Or log on with a OTP).

3. You are now being transferred to the next page:

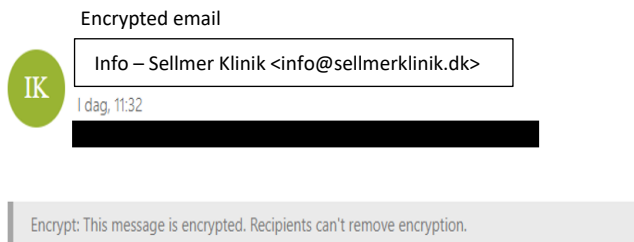


You are now being asked to enter the OTP, that you have received via an email. Please check your inbox. The OTP is valid for 15 min.

4. Please copy the OTP that you have received and enter it in the marked space (picture 2):



5. The email is being decrypted as soon as the code has been entered



Encrypted email

Team Sellmer



Ørestads Boulevard 61F, 1th  
2300 København S  
Denmark  
Tlf. : +45 30 30 70 80  
Mail: [info@sellmerklinik.dk](mailto:info@sellmerklinik.dk)